

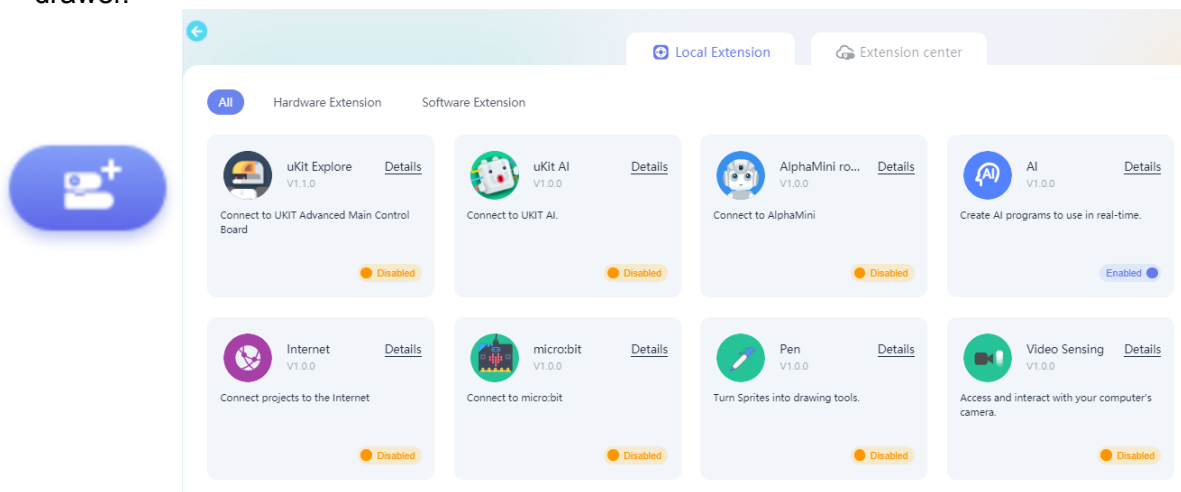
Topic: Machine Learning, Artificial Intelligence

Short Description: In this lesson, you will explore how to use body segmentation blocks into short AI projects.

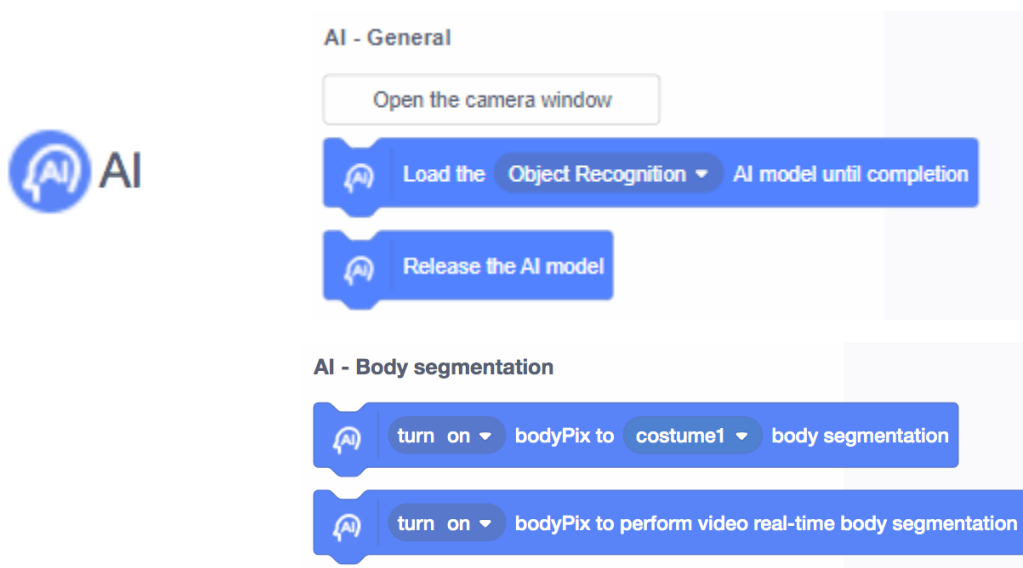
Note: An integrated or external webcam will be needed to utilize this sample code.

Steps:

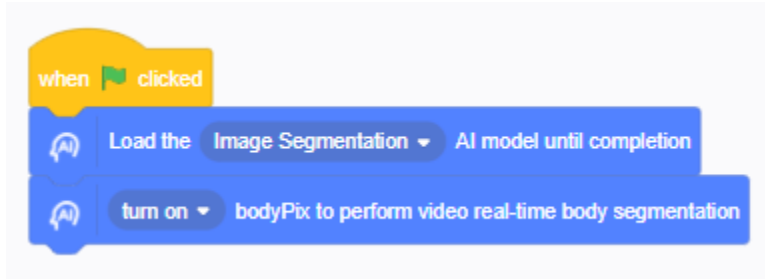
1. Go to [uCode](#) and load the **AI** extension by clicking the **Add Extension** button in the lower-left corner of your screen. You should now have **AI** blocks available in the **AI** drawer.



2. In this drawer, note the types of blocks you have access to under **AI - General** and **AI - Body segmentation**. These blocks use machine learning models built using TensorFlow.



3. You can start interacting with your AI blocks by building a program like the one below. To utilize your camera, click on the **Open the camera window** button in the **AI - General** block section.



© 2021 UBTECH Education, 767 S. Alameda St., Suite 250, Los Angeles, CA 90021

All rights reserved. This guide and related documentation are protected by copyright and are distributed under licenses restricting their use, copying, and distribution. No part of this guide or related documentation may be reproduced in any form by any means without the prior written authorization of UBTECH Education.

By honoring our copyright, you enable us to continue investing in the creation of resources for education.