

Topic: Artificial Intelligence

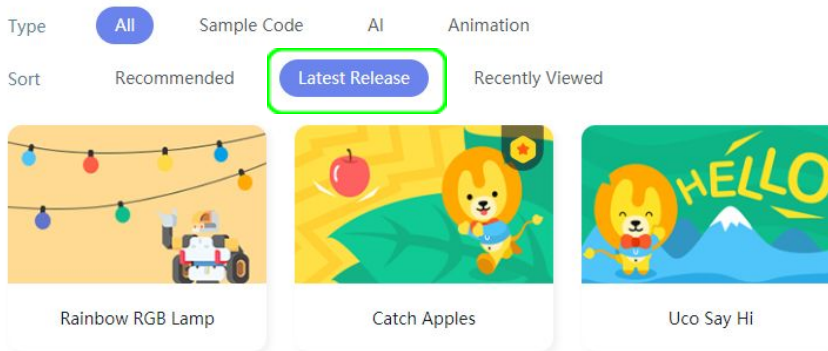
Short Description: In this lesson, you will load a sample chatbot code, observe what happens when you run the code, and then revise it.

Steps:


1. Open [uCode](#) in a web browser. Google Chrome is preferred.
2. Click the **Example** (*book icon*) tab at the top of the screen.



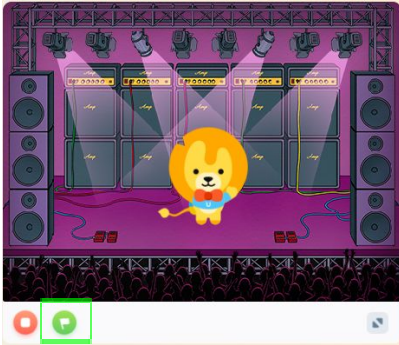
3. Sort by **Latest Release**.



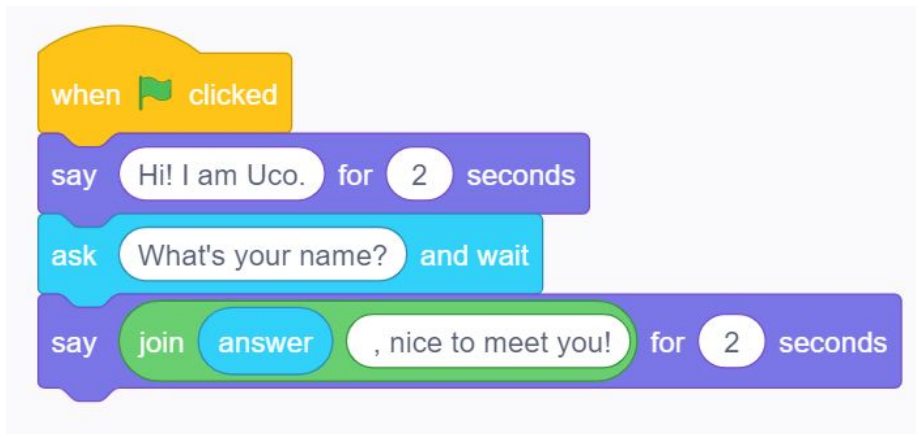
4. Select the **Uco Say Hi** tutorial.



- Click the green flag to run the sample code for this tutorial.



- You can adjust the sample code by changing the text in the white spaces or add/remove blocks. Spend some time making modifications to the sample code to create a more interactive chatbot.



2020 UBTECH Education, 767 S. Alameda St., Suite 250, Los Angeles, CA 90021

All rights reserved. This guide and related documentation are protected by copyright and are distributed under licenses restricting their use, copying, and distribution. No part of this guide or related documentation may be reproduced in any form by any means without the prior written authorization of UBTECH Education.

By honoring our copyright, you enable us to continue investing in the creation of resources for education.